




Leaders in Sustainability Management Software



KeyGreen Solutions

KeyGreenSolutions is a complete sustainability management software solution that enables organizations to **manage sustainability projects,** **gather** and **analyze data** on energy usage and recycling costs.

your Energy Management Dashboard

we make it **easy to monitor** the critical energy usage areas of your organization, just like your "car dashboard"

Internet Based

Search-based data retrieval

Graphical Output

Summary of Usage

Breakdown of Services



Key Green Solutions, LLC
1.877.777.0862

KeyGreenSolutions

www.keygreensolutions.com

Benchmarking

you can **compare like facilities** performance and identify top performers and help you plan for the future

Facility Detail Comparison

University Health System

July 01, 2007 - June 30, 2008

Facility Metrics →

Your Facilities

Facility Description

Commodity Usage

Facility	ID	Type	County, State	KwH	Adjusted Patient Days	Available Beds	Discharges	FTE	SQFT	Licensed Beds	Patient Days
University Medical Center	12	Hospital	Kalamazoo, MI	25683553.00	254.676	128417.765	10273.421	0.000	3.073	6096.262	0.000
UHS North Campus	34	Hospital	Kalamazoo, MI	12026536.00	422.132	100221.133	14148.866	0.000	3.172	6726.251	0.000

Key Green Solutions, LLC
1.877.777.0862

KeyGreenSolutions

www.keygreensolutions.com

your Sustainability Scorecard

we make it **easy to manage sustainability projects** and **report progress** to your leadership team

Scorecard: **Executive Sustainability Scorecard**

Category	Program	Start	Butterworth Hospital	Gerber Memorial	Lemmen-Holton	Priority Health	SH Blodgett	SH Kelsey	SH Medical Group	SH Outpatient Care	SH Real Estate	SH Reed City	SH Rehab - Fuller	SH Rehab - Kzoo	SH United
Facilities Management	Develop Energy Management Plan	7/01/09	Completed	Not Initiated	Not Initiated	Not Initiated	Completed	Not Initiated	Not Initiated	Not Initiated	Not Initiated	Not Initiated	Not Initiated	Not Initiated	Not Initiated
Purchasing	DEHP Free IV Bags	1/01/09	Not Participating	Not Participating	Not Applicable	Not Applicable	Not Applicable	Not Applicable	Not Applicable	Not Applicable	Not Applicable	Not Applicable	Not Applicable	Not Applicable	Not Applicable
	Recycle Content Paper	3/01/09	Not Applicable	Not Applicable	Not Applicable	Not Applicable	Not Applicable	Not Applicable	Not Applicable	Not Applicable	Not Applicable	Not Applicable	Not Applicable	Not Applicable	Not Applicable
Sustainability Infrastructure	Create Green Team	6/01/09	Completed	Not Participating	Not Applicable	Not Applicable	Completed	Not Applicable	Not Applicable	Not Applicable	Not Applicable	Not Applicable	Not Applicable	Not Applicable	Not Applicable
	Environmental Commitment Statement	5/01/09	Completed	In Progress	In Progress	In Progress	Completed	In Progress	In Progress	In Progress	In Progress	In Progress	In Progress	In Progress	Completed
Sustainability Metrics	Complete Practice Greenhealth Eco-Checklist	7/01/09	In Progress	In Progress	In Progress	Not Initiated	In Progress	In Progress	Not Initiated	In Progress	In Progress	Not Initiated	Not Initiated	Not Initiated	In Progress
	Establish Energy Audits	1/01/07	Completed	Not Applicable	Not Applicable	Not Applicable	Completed	Not Applicable	Not Applicable	Not Applicable	Not Applicable	Not Applicable	Not Applicable	Not Applicable	Not Applicable
	Establish Energy Star Ratings	4/01/09	Completed	Not Applicable	Not Applicable	Not Applicable	Completed	Not Applicable	Not Applicable	Not Applicable	Not Applicable	Not Applicable	Not Applicable	Not Applicable	Not Applicable
	Establish Waste Audits	1/01/07	Completed	Not Applicable	Not Applicable	Not Applicable	Completed	Not Applicable	Not Applicable	Not Applicable	Not Applicable	Not Applicable	Not Applicable	Not Applicable	Not Applicable
	Establish Water Audits	1/01/07	Completed	Not Applicable	Not Applicable	Not Applicable	Completed	Not Applicable	Not Applicable	Not Applicable	Not Applicable	Not Applicable	Not Applicable	Not Applicable	Not Applicable
	KGS Implementation	8/18/08	Completed	Not Initiated	In Progress	Not Initiated	Completed	Not Initiated	Not Initiated	Completed	Not Initiated	In Progress	Not Initiated	Not Initiated	Completed

Status Legend: Not Participating Not Initiated Completed In Progress Not Applicable

Key Green Solutions, LLC
1.877.777.0862



www.keygreensolutions.com

your Sustainability Project Management tool

Project Management (LEED® Projects)

Manage

and

Track

sustainability projects:

- Green Guide for Healthcare®
- USGBC®
- Practice Green Health® checklist

KeyGreenSolutions

Company Overview | Facilities | Vendors | People | Data Collection | Projects | Scorecards | Analytics | Profile | Logout

Projects: University Health System

Project Results (based on criteria selected, left) : 41 Projects

Owner	Facility	Project Name	ID	Description	Status	Impact	
		Lighting Ballast Upgrade	18	Non University Health System project. Click inquire to contact project owner.		Positive	inquire
		Single Stream Recycling Program	19	Non University Health System project. Click inquire to contact project owner.		Positive	inquire
		Single Stream Recycling	20	Non University Health System project. Click inquire to contact project owner.		Positive	inquire
		GreenRide Rideshare Application	21	Non University Health System project. Click inquire to contact project owner.		Positive	inquire

KeyGreenSolutions

Company Overview | Facilities | Vendors | People | Data Collection | Projects | Scorecards | Analytics | Profile | Logout

LEED Applications

LEED Scorecard: University Health System

University Health Pavilion

LEED 2009 for Existing Buildings: Operations & Maintenance Project Scorecard

Energy & Atmosphere	LEED Code	LEED Pts	35 Pts
Optimize Energy Efficiency Performance: ENERGY STAR Rating of 95+ or 45th+ Percentile Above National Median	EB_EA1.18		
Emissions Reduction Reporting	EB_EA6		
Energy Efficiency Best Management Practices: Planning, Documentation, and Opportunity Assessment	EB_EAP1		
Enhanced Refrigerant Management	EB_EA5		
Existing Building Commissioning: Implementation	EB_EA2.2		
Existing Building Commissioning: Investigation and Analysis	EB_EA2.1		
Existing Building Commissioning: Ongoing Commissioning	EB_EA2.3		
Fundamental Refrigerant Management	EB_EAP3		
Minimum Energy Efficiency Performance	EB_EAP2		

Key Green Solutions, LLC
1.877.777.0862

KeyGreenSolutions

www.keygreensolutions.com

our **Vision**

where we are going...

Climate zone variance

Solar Management

Wind Management

Cogen Management



Bill Payment options

Total Cost of Ownership
Calculation (Owned, Leased)

Commodity Unit Pricing

www.keygreensolutions.com

Key Green Solutions, LLC
1.877.777.0862



The logo for Key Green Solutions, featuring the company name in a bold, sans-serif font. The word 'Key' is in black, 'Green' is in green, and 'Solutions' is in black. To the right of the text is a stylized green leaf icon.

why **KeyGreenSolutions?**

“you can only improve what you can measure”



Customer-Centered...

*“I can **confidently recommend** Key Green Solutions as a solid and reliable software vendor and as experts in **energy management tracking.**”*

Josh Miller

Sustainability Coordinator

Spectrum Health

Key Green Solutions, LLC
1.877.777.0862

KeyGreenSolutions

www.keygreensolutions.com

why **KeyGreenSolutions?**

“you can only improve what you can measure”

Simple to Use

If you can use Quicken[®], you can use the software

Easy to Setup

Identify possible significant **cost savings** in the first month

Scalable

Analyze facilities of 5,000 sq ft to more 1,000,000 plus
Multiple facilities for multiple related entities are our forte'

Automate Your Invoicing Data Input

Error Free and Timely Invoicing

Key Green Solutions, LLC
1.877.777.0862

KeyGreenSolutions

www.keygreensolutions.com

why **KeyGreenSolutions?**

“you can only improve what you can measure”

Real-time Reporting

What can take days or weeks to pull together in the past is just a click away.

Regulatory Reporting

Focus on business activity monitoring and reports generation on regulatory compliance in line with financial regulations and laws.

Safe and Secure

Bank-level Data Security & Privacy

see your energy costs - Energy Management made easy

Energy categorization gives decision makers insight into costly but vital areas of your business.

www.keygreensolutions.com

Key Green Solutions, LLC
1.877.777.0862

KeyGreenSolutions

the **Benefits**

Identify changes
in gas, water,
and electric usage

Monitor
meters for failure
or incorrect
settings.

Optimize a strategy
for purchasing natural gas.



Report on late fees being paid

and **many** other energy and cost **savings opportunities...**

www.keygreensolutions.com

Key Green Solutions, LLC
1.877.777.0862

KeyGreenSolutions

Green House Gas reporting

reduce your GHG's, and demonstrate your commitment to protect the environment

The screenshot displays the KeyGreenSolutions web application interface. At the top, the logo 'KeyGreenSolutions' is visible, along with a navigation menu containing 'Company Overview', 'Company Setup', 'Data Collection', 'Analytics', 'Projects', 'Scorecards', and 'Logout'. Below the navigation, the user profile information is shown: 'Company Name: Spectrum Health System' and 'Address: 100 Michigan St. NE, Grand Rapids, MI 49503'. There are dropdown menus for 'Select Year: 2009' and 'and / or Facility: Blodgett Hospital'. The main content area is titled 'Summary of Company Emissions' and contains several tables of data.

Summary of Company Emissions		
Direct Emissions		
Stationary Combustion	8,621.95	CO ₂ -e (metric tons)
Mobile Sources	n/a	CO ₂ -e (metric tons)
Refrigeration / AC Equip. Use / Fire Suppression	n/a	CO ₂ -e (metric tons)
Indirect Emissions		
Purchased and Consumed Electricity	16,275.87	CO ₂ -e (metric tons)
Purchased and Consumed Steam	n/a	CO ₂ -e (metric tons)
Optional Emissions		
Employee Business Travel	n/a	CO ₂ -e (metric tons)
Employee Commuting	n/a	CO ₂ -e (metric tons)
Product Transport	n/a	CO ₂ -e (metric tons)
Biomass Emissions from Stationary Sources	n/a	CO ₂ -e (metric tons)
Biomass Emissions from Mobile Sources	n/a	CO ₂ -e (metric tons)
Total Company Emissions		
Total GHG Emissions (not including Optional Emissions)	22,897.82	CO ₂ -e (metric tons)
Total Optional Emissions	n/a	CO ₂ -e (metric tons)

Key Green Solutions, LLC
1.877.777.0862

KeyGreenSolutions

www.keygreensolutions.com

Refrigerant Gas management

why organizations with AC/HVAC **must care...**

Refrigerant Asset: Spectrum Health System

Asset Type	Facility	Asset #	Ref. Type	Date Added	Start Service	End Service
Ice Machine	Blodgett Hospital	I-002	MP-66	3/04/10	3/07/02	

Manufacturer	Model	Serial Number	MFG Date	Barcode	Location	Cylinder Size
Iceman	I-A001	6543	2002-03-06	7890	6th Floor - Hall #2	24

Add Refrigerant Record

Date Added	Refrigerant Type	Ref Condition	Cylinder Sz	Qty	Tare	Ref. Status	License #
<input type="text"/>	FX-416A	New	24	<input type="text"/> lbs <input type="text"/> oz	<input type="text"/> lbs <input type="text"/> oz	Recovery	<input type="text"/>

Refrigerant Records Summary

Date Added	Refrigerant Type	Ref Condition	Cylinder Sz	Qty	Tare	Ref. Status	License #	
3/05/08	R-401B	reclaimed	24	45.00 lbs 4.00 oz	33.00 lbs 3.00 oz	recovery	98765	delete
3/06/03	R-404A	unknown	24	4.00 lbs 4.00 oz	4.00 lbs 2.00 oz	recovery	45678	delete

...to remain compliant (EPA) by monitoring for system leaks and repairing any damaged AC or HVAC systems

www.keygreensolutions.com



how the **Software** works

Step 1 – Company Setup

(Completed by a staff position such as Facility Manager or Sustainability Coordinator)

The screenshot displays the KeyGreenSolutions web application interface. At the top, the logo "KeyGreenSolutions" is visible. Below it is a navigation menu with items: Company Overview, Facilities, Vendors, People, Data Collection, Projects, Scorecards, Analytics, Profile, and Logout. The main content area shows the "University Health System" profile with the address "100 University Blvd, Battle Creek, MI 49015". A dropdown menu is open, showing tabs for "Facilities", "Users", and "Vendors". The "Facilities" tab is active, displaying a list of facilities with "view" links: Administration Park, Base Camp, Grocery Test, Hotel Test, UHS North Campus, University Health Pavilion, University Medical Center, and University Central Stores. An "Add Facility" link is at the bottom of the list.

List of Facilities

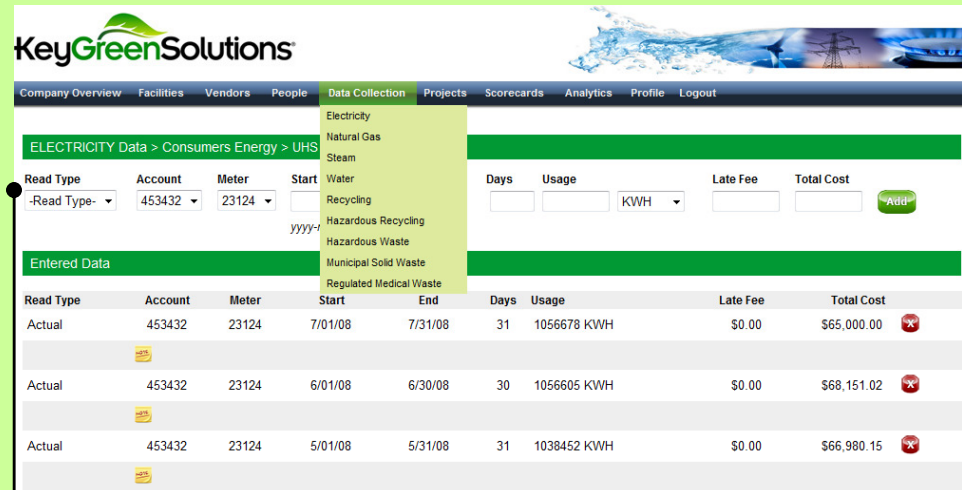
List of Vendors

List of Users

how the **Software** works

Step 2 – Data Collection

- Electricity
- Natural Gas
- Steam
- Water
- Recycling
- Hazardous Recycling
- Hazardous Waste
- Municipal Solid Waste
- Regulated Medical Waste



Input Data Manually

Or...

ELECTRONICALLY

Key Green Solutions, LLC
1.877.777.0862

how the **Software** works

Your utility invoices are **automatically loaded** into the software (EDI)



Real time invoice integration **speeds up** approval and payment of invoices to avoid late fees

Key Green Solutions, LLC
1.877.777.0862

KeyGreenSolutions

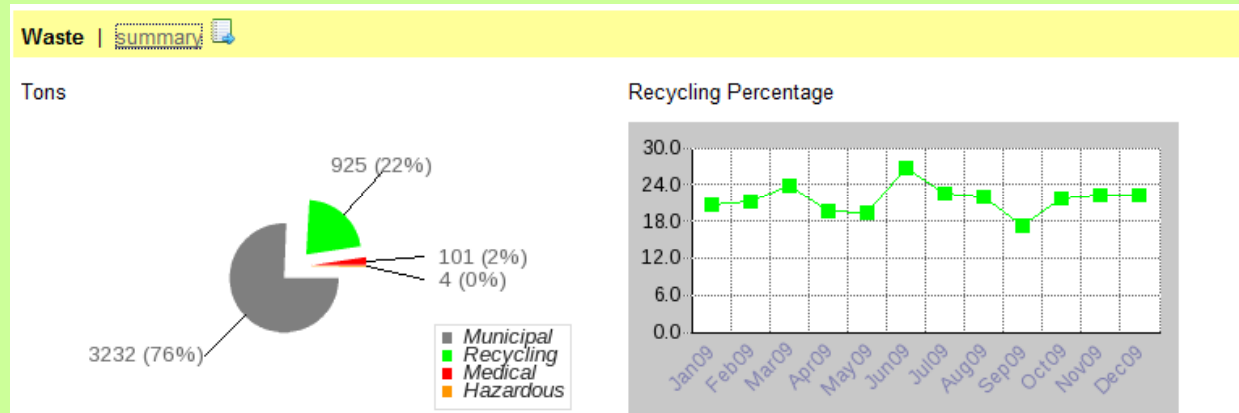
www.keygreensolutions.com

how the **Software** works

Step 3 – Analyze the Data

easy to understand graphical reports help you **analyze the data**

Waste
Management





helping businesses **measure sustainability activities** making it possible to **set goals, apply management strategies, and measure progress.**

Organizations that do this demonstrate...

environmental stewardship,

economic vitality,

and social responsibility.

www.keygreensolutions.com

Key Green Solutions, LLC
1.877.777.0862

